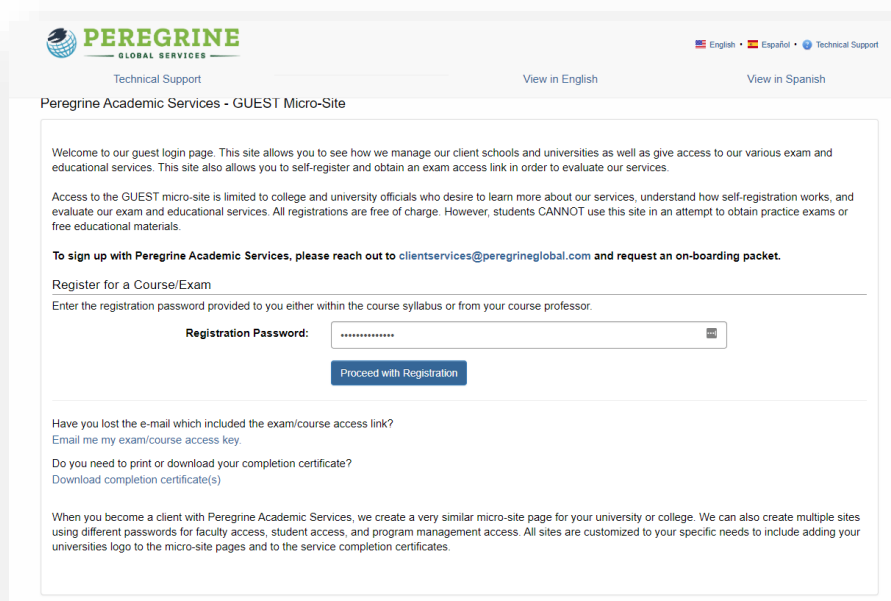


Write & Cite® is designed to give learners the skills needed to write, format, and properly cite academic papers and dissertations. In addition, the module provides instruction on proper word choices, tone, paper organization, literature-based research, and techniques to avoid plagiarism. If you are required to complete Write & Cite® by your school or institution, this document will guide you through the registration process and answer some frequently asked questions.

Student Registration with a Link & Password

- Follow the Student Registration Link that should have been provided to you by your course professor or within your course syllabus. Please note that the registration instructions contained within this document apply to an external microsite registration only.
- Enter your registration password and click **“Proceed with Registration.”**



The screenshot shows the 'Peregrine Academic Services - GUEST Micro-Site' registration page. At the top, there is a header with the Peregrine logo, language options (English, Español), and a 'Technical Support' link. Below the header, the page title is 'Peregrine Academic Services - GUEST Micro-Site'. The main content area contains a welcome message, a disclaimer about the GUEST micro-site, and instructions to sign up by reaching out to clientservices@peregrineglobal.com. There is a section titled 'Register for a Course/Exam' with a text input field for the registration password and a 'Proceed with Registration' button. Below this, there are links for 'Have you lost the e-mail which included the exam/course access link?' and 'Do you need to print or download your completion certificate?'. At the bottom, there is a paragraph explaining the micro-site setup for clients.

- Select your required module and click **“Review your Selection(s) and proceed with Registration.”**
- Review your selection, remove any unneeded items, and click **“Continue with Registration.”**
- Enter your Name and Email, Confirm Email, check the acknowledgment box, and then click **“Review Registration.”**
- Review your registration information and, if it is correct, click **“Complete Registration.”**
- Your registration is now complete! The access link will be sent to the email address you used to register. You may begin immediately by clicking the blue hyperlink for the **“Write & Cite Training Module and Competency Exam (APA)”**.
- Please click **“Confirm”** to start.

Write & Cite Training Module and Competency Exam (APA)

Write & Cite Course

The Write & Cite course from Peregrine teaches the skills and knowledge needed not only to write, format, and properly cite academic papers, but also to think critically to define a research problem, find credible sources, and craft theses or dissertations worthy of publication. The course includes 8 modules, each with approximately 3-5 learning sections, and is customized to teach APA documentation styles along with instruction regarding proper word choices, tone, paper organization, literature-based research, and techniques to avoid plagiarism.

The Write & Cite course guides you through rules to a standard system for giving credit to others for their contribution to a paper. In addition, these online lessons provide keys to uniformity in style, grammar, punctuation, and format, so that a paper conforms to professional standards and can be accepted for academic submission and potential publication.

First Name:* required

Last Name:* required

Confirm

Your course/exam will not be started yet.

Peregrine Global Services is not in any way associated with or endorsed by the American Psychological Association (APA), the Modern Language Association (MLA), or the Chicago Manual of Style (CMS). APA, MLA, and CMS are registered trademarks of the American Psychological Association, the Modern Language Association respectively, and the Chicago Manual of Style respectively.


- Launch the module by clicking **“Please click here to launch your course/exam in a new window.”** You will read through a series of acknowledgment screens and check each box once you have read the information. You will then be ready to begin the module.

What are the overall structure and time constraints of the Write & Cite: Academic Writing Readiness module?

- There are 8 sections that make up the Write & Cite module. Each section will provide lessons on multiple topics with specific learning outcomes. The module will teach APA, MLA, or CMS documentation styles depending on the Write & Cite version that your institution is requiring you to take. The module will also provide instruction regarding word choices, tone, papers organization, literature-based research, and techniques to avoid plagiarism.
- Each module starts with a twenty-question Pre-Test which must be completed prior to starting the instructional material. The Pre-Test is designed to capture your baseline knowledge and does not require any preparation. To start the Pre-Test, simply click “Pre-Test”. You will receive one question at a time and the questions are timed.
- Each section will conclude with a Section Quiz of 5 questions. To advance to the next section, you must answer at least 3 questions correctly.
- After you have completed all 8 sections, you will be able to proceed to the 50-question competency exam or Post-Test. The Post-Test is cumulative and covers all the sections. The Post-Test does offer a retake option, however only the last score is recorded, and your first score will not be retrievable.

Write & Cite Training Module and Competency Exam (APA)

Write & Cite




Pre-Test

This is a 20 question assessment.

COMPLETION

Not Started


Certificate available upon completion.



Write & Cite - APA

The following prerequisite(s) are required.

Write & Cite Pre-Test



Post-Test

This is a 50 question assessment.

The following prerequisite(s) are required.

Write & Cite Pre-Test

+ Show 1 more...

Where can I find my access link?

After completing the registration process, you should receive an email containing the access link to your module. Should you not start your module directly after the registration process or need to come back to a module that is in progress, please use the access link that was sent to your email. If you did not receive, or cannot locate your access link, please click [Get Your Access Link](#) under the Students & Learners tab on our website.

Where can I find Technical Support and Frequently Asked Questions?

For additional Technical Support, Frequently Asked Questions, and other Step-by-Step Registration Guides, please visit our Resources for Students & Learners at <https://peregrineglobal.com/students/>.